



Proper inspection of a properly cleaned grease duct, Start at the hood with the filters removed



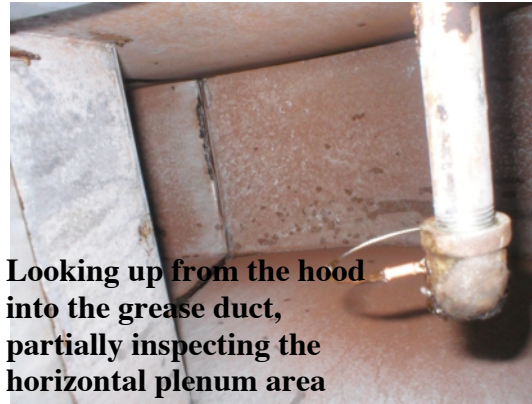
Looking behind the filter rack



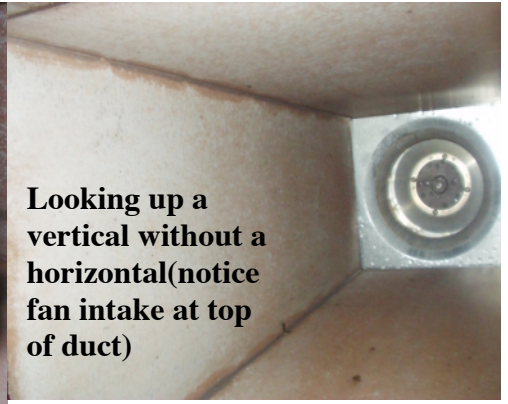
Looking into the grease troughs in the hood area



Looking up from the hood into the grease duct



Looking up from the hood into the grease duct, partially inspecting the horizontal plenum area



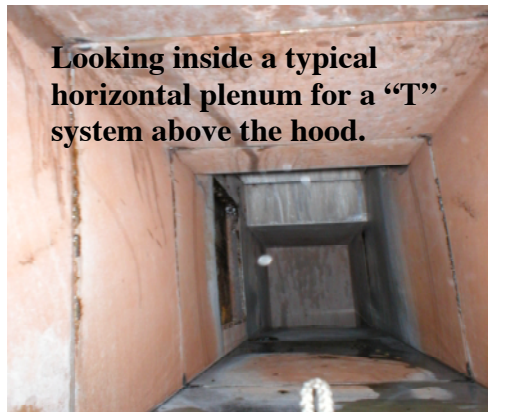
Looking up a vertical without a horizontal(notice fan intake at top of duct)



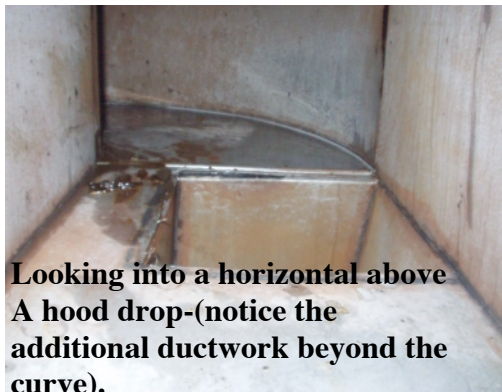
Looking down a vertical stack from the roof



Above a hood looking at a horizontal duct with proper access



Looking inside a typical horizontal plenum for a "T" system above the hood.



Looking into a horizontal above A hood drop-(notice the additional ductwork beyond the curve).



Looking into a longer horizontal(notice the additional ductwork beyond the curve and another inspection plate).



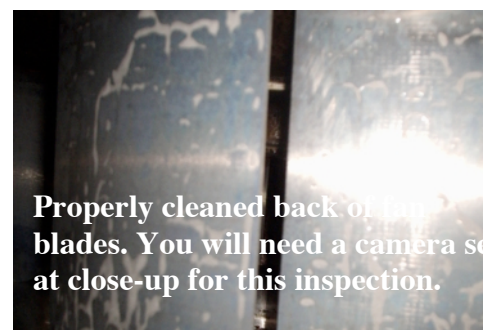
Looking into the top of a properly cleaned upblast style fan.



Looking into the top of a properly cleaned upblast style fan.



A properly cleaned fan intake



Properly cleaned back of fan blades. You will need a camera set at close-up for this inspection.